

The Ohio Valley Region's News

THE AAAAA000GAH!

Published by the Ohio Valley Region of MARC-MAFCA



P.O. Box 62303
Sharonville, OH 45241

<http://clubs.hemmings.com/OVR/>
<https://www.facebook.com/groups/OVRMAC/>

October, 2017

Aerial View:

By: Director Conrad Gerdes



Now is the time to really enjoy your car. Fall is usually cool, you don't need A/C, and your car runs cooler. With that in mind, get ready for our October 14th Hay Press Tour hosted by Dottie and I. For those of you who missed the hay press tour with Ron Miester 4 years ago, now you have the chance to experience the fun! Details are on the following pages. Don't forget our annual Auction is on October 25th. See you on the back roads!

Director

Conrad Gerdes
13591 US 50
Dillsboro, IN 47018
(812) 432-3631
dottieg0@centurylink.net

Vice Director

Steve Gillie
6780 Bunnell Hill Rd.
Springboro, OH 45066
(513) 571-5276
stevenagillie@msn.com

Secretary

Phyllis Pease
4456 Schinkal Rd.
Cincinnati, OH 45248
(513) 941-1020
phyllis.pease@gmail.com

Treasurer

Bob Green
9735 Baughman Rd.
Harrison, OH 45030
(513) 717-4195
modelabob@hotmail.com

Membership Director

Jarrold Williams
7973 Miami Ave
Cincinnati, OH 45242
(859) 802-7267
jarroldwilliams81@gmail.com

What you missed from the September club meeting



New member Kaleb Green recites the pledge of allegiance for the club to open the meeting



Elmer Stanukinos presents Conrad Gerdes a check for \$2,000 from our annual car show



Elmer is presented a toy pick-up truck as a memento for all his efforts by Ralph Hicks.



Conrad Gerdes presents Bob Green with a trophy for hosting the club's August Tour.



New member James Green introduces himself to the club.



New member Bob Noe introduces himself to the club.

For Technical Topics

Contact:

Lee White
(513) 941-1020

For news and special events

Contact:

Margie Blomer
(513) 769-3029


Annual Membership is \$25.00

Contact:

Jarrold Williams
(859) 802-7267

Sunshine Lady

Margie Blomer
11565 Wyscarver Rd
Cincinnati, OH 45241
(513) 769-3029

The Model "A" Restorers Club
 is proud to introduce

 of the
**RESTORATION GUIDELINES
 AND JUDGING STANDARDS**

Whether you're restoring a Model "A" or in search of the definitive book of standards for Model "A" Fords, this is the volume you need! Packed with all the information, part numbers, and correct applications for Model "A" Fords (including sections on AA, AR, and Canadian vehicles), this book covers the areas you need to make your Model "A" as authentic as Henry made it.
 Simply contact the MARC office for your copy of these long awaited reference volumes as they're ready for immediate shipment to your door.

 **Call 734.427.9050 NOW!**
 Office Hours: Monday - Friday 8 AM-4 PM EST

**Show your support of the
 Ohio Valley Region Model A Club!**

There is no need to wait for multiple orders to be placed for club apparel. You may order at any time. OVR club shirts, jackets, etc. can be purchased at Black Out Tee's in Eastgate Mall. The company has our logo in digital format and can help you place your order. Please Contact:

Black Out Tee's
4601 Eastgate Boulevard
Cincinnati, OH 45245
(513) 604-8337

Services

- ◆ G&G Classic
 (812) 584-5639
 - Partial and complete restorations
 - Engine changes
 - Glass replaced
 - Parts and service
 - Wheels painted
 - Steering rebuilt
- ◆ Dottie's Upholstery Shop
 (812) 584-5631
 - New tops for sedans and convertibles
 - Custom upholstery or kits
 - 5% discount for MARC members
 - Made-to-order trunks (you choose color)
 - Some upholstery repair
- ◆ Model A Carburetor Sales & Service (Repair and Road Testing)
 (937) 456-2587
 Tillotson, Zenith-Holley
 Contact: Joe Schiml

Club name tags (in the shape of a Model A) can be ordered at a cost of \$10.00 (tag with pin) or \$12.50 (tag with magnet). Contact:

Brenda Owens
5937 McPicken Drive
Milford, OH 45150
(513) 513-254-1035



Hay Press Tour Information - October 14th, 2017

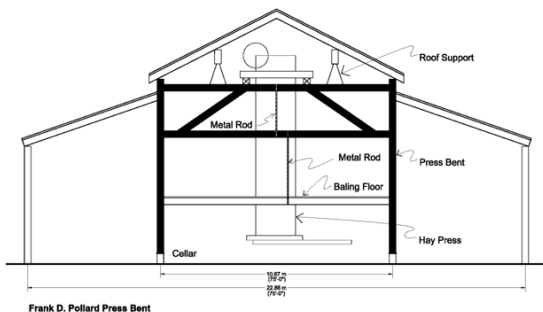
Meet at McDonald's ([860 W Eads Pkwy Lawrenceburg, IN 47025](https://www.google.com/maps/place/860+W+Eads+Pkwy+Lawrenceburg,+IN+47025)) in front of Kroger's in Lawrenceburg at 9:00 am. We will leave at 9:30 sharp. We won't eat until 3:00 pm, so you may want to eat breakfast at McDonald's before we leave. We'll be touring some back roads of Indiana and wind up at an old barn for a hay press demonstration at 12:30 pm. Following the demonstration we will be having a chicken dinner at 3:00pm. Make sure to bring a lawn chair. Dinner is a free will donation or you can bring a side dish or desert as your offering. You'll be close to Rising Sun, so If it's not too late and you have good lights, you may want to visit the Navy Bean Festival on your way home. The club did this tour about four years ago. Many people enjoyed seeing our old cars. If you have any questions, call Conrad (812) 584-5639.

Wondering what a hay press is?

Taken from: <https://caseysoutdoor.com/hay-press-barn/>

A hay press is a three-story stationary hay baling mechanism called the Hewitt, Beater and Mormon Press. It was invented by Samuel Hewitt of Switzerland County, Indiana in 1843 to be an improvement over other presses at the time. To operate the press, it took 2-3 attendants and a mule or horse. It would take approximately 10-15 minutes to make each 300-lb. bale. The bales were made to ship on the Ohio River to growing urban areas where hay was not readily available.

- On the ground level, a mule is attached to the sweep at the bottom of the press. The mule is then led counter-clockwise one revolution, which allows for pulley to lift a 1000-lb. wooden weight up to the 3rd story.
- On the 2nd story, the attendants fork loose hay into the baling compartment where a counter weighted hinged door opens on the north side of the press. Once the compartment is filled with hay, the door is closed by counter weights. The attendant then pulls the rip lever which allows the weight to drop back down to the baling compartment on 2nd floor and compresses the hay.



- The process is repeated 6-7 times until a full bale is made. The jackscrew, which can be seen from the ground floor, rotates, which pushes the baling compartment floor downwards when the mule is being led counter-clockwise. The mule is then led clockwise 6 times which allows the jackscrew to rotate and bring the bottom of the bale level with the 2nd floor again. One more clockwise rotation then finishes the compression of the bale.

- On the 2nd floor the doors to the baling compartment are opened and the attendant laces each bale with twine. The mule is then led counter-clockwise again to raise the weight off of the bale. The attendant then uses hand-held hooks to pull the bale out of the compartment. The door then closes and the process is started over to make the next bale. Records show that at one time there were between 200-300 presses throughout Ohio & Switzerland County. To the best of my knowledge, there are only 6 remaining.



It Stalls at a Stop

By: Tom Endy

Taken from: <http://www.santaanitaas.org/wp-content/uploads/2014/08/It-Stalls-At-a-Stop.pdf>

This is a common complaint often heard from Model A owners. My experience has been that it has to do with the Zenith carburetor. On most forums numerous theories are offered; many of them contradictory.

Every once in a while I encounter a Zenith that defies being fixed so that it does not stall at a stop. It can be very frustrating. However, I think I may have hit upon the problem.

I recall attending a Zenith seminar years ago at a MAFCA meet conducted by Herman Reise, who was an old fellow since passed away, that knew quite a bit about Zenith carburetor restoration. He made a statement that stuck in my mind. He said that "there hasn't been a decent throttle plate produced in 50 years". Unfortunately he did not elaborate.

Occasionally I find a throttle plate where someone has filed a groove in it right where it approaches the hole in the throat of the carburetor for the idle circuit.

I have never figured out why this is done. I think that doing this would upset the flow of the proper amount of air to the idle circuit. Snyder's Model A catalog has an interesting statement concerning the reproduction throttle plate they offer. "Made of brass as original with correct angles on the edges. USA".

Recently I was rebuilding two Zeniths that road tested perfectly until I came to a stop, then the engine stalled. Nothing I did to the Zeniths resolved the problem. The float level was set to different heights a number of times, the throttle shaft was replaced, the throttle bosses re-bushed, the float replaced. The float valve was replaced with a Viton tip. Flow tested jets installed. All the passage ways were open. It was then I began to think about the throttle plate itself.

If the throttle plate does not close on the idle circuit hole in the throat properly it could adversely affect the flow of air to the idle circuit and the transfer from run to idle would be disrupted.

Maybe old Herman was on to something. Maybe back in the J.C. Whitney days the Model A Kingdom was flooded with throttle plates with the angles not ground correctly, that has continued to the present day.

I ordered two throttle plates from Snyder and installed them in the two Zeniths that both stalled when coming to a stop. Problem resolved!

This was quite a revelation. It could be that there is a multitude of incorrectly ground throttle plates floating around, or it could be that some of the originals that have survived have become worn such that they do not close on the idle hole properly.

Whatever is the case, when rebuilding a Zenith I will be installing new throttle plates from Snyder. I suspect some of the other better suppliers, such as Bratton's, are offering the same throttle plate. However they don't say so in their catalog.

The small hole in the throat of the upper casting allows air to flow into the idle circuit when the throttle is closed. The throttle plate closes such that half of the hole just peeks above the closed throttle plate.



A perfect Fall dish:

Butternut Squash Soup with Crisp Pancetta

Taken from: <http://www.foodandwine.com/recipes/butternut-squash-soup-with-crisp-pancetta>

Ingredients:

- 4 medium butternut squash (6 pounds)
- 6 tablespoons unsalted butter, cut into 8 pieces
- Kosher salt and freshly ground pepper
- 12 very thin slices of pancetta (3 ounces)
- 2 tablespoons extra-virgin olive oil, plus more for drizzling
- 1 large Spanish Onion, chopped
- 6 thyme sprigs
- 1 bay leaf
- 2 quarts chicken stock or low-sodium broth
- 2 tablespoons heavy cream
- Sugar (optional)

Step 1 - Preheat the oven to 400°. Halve the squash lengthwise and scoop out the seeds. Set the squash on a rimmed baking sheet, cut sides up. Put a piece of butter in each cavity and season generously with salt and pepper. Drape the squash halves with the pancetta slices. Roast the squash for 45 to 50 minutes, or until tender.

Step 2 - Transfer the pancetta to paper towels to drain. Crumble and set aside. Scoop the squash out of the skins into a bowl.

Step 3 - In a large, heavy stockpot, heat the 2 tablespoons of olive oil until shimmering. Add the onion, season with salt and pepper and cook over moderately high heat, stirring, until softened but not browned, about 6 minutes. Add 3 of the thyme sprigs and the bay leaf. Stir in the squash and the stock and bring to a boil over-

high heat, stirring frequently. Reduce the heat and simmer the soup for 15 minutes, stirring occasionally.

Step 4 - Pick out and discard the thyme sprigs and bay leaf. Working in batches, transfer the soup to a blender or food processor and puree until thick and creamy-smooth, about 1 minute per batch. Transfer the soup to a clean saucepan. Stir in the heavy cream and season with salt and pepper (and sugar if desired).

Step 5 - Reheat the soup if necessary. Ladle into 12 bowls. Garnish the soup with the pancetta, the leaves from the remaining 3 thyme sprigs and a drizzle of olive oil.

Serves: 12

Total Time: 1HR 45M

Ohio Valley Region Model A Club Meeting Minutes
WEDNESDAY, September 23, 2017 **VFW HALL , SHARONVILLE, OHIO**

CALL TO ORDER:

The meeting was called to order at 7:30 p.m. by Conrad Gerdes, Director.

ATTENDANCE:

The roll call was led by Steve Gillie, Vice Director. There were 38 members present including two new families:

Bob Noe (wife Angel) (30 Tudor) and James, Sherry and Kaleb Green (currently looking for a car). Seven Model A's were driven.

SECRETARY'S REPORT:

The minutes of the Wednesday, August 23 meeting were approved as printed in the September 2017 AAAOOOGAH.

TREASURER'S REPORT:

Bob Green, Treasurer, reported a total of \$14,207.13 in the club treasury.

SUNSHINE REPORT:

Phyllis Pease has recuperated from a recent appendectomy. Bob Zitney is recovering from recent major bladder surgery. September birthdays acknowledged were Bob Noe and Jacky Hull. Bob and Cindy Green celebrated their 21st wedding anniversary. Margie Blomer requested that member news be sent to her new email address: margieblomer48@gmail.com.

CAR CARE GANG:

No report.

FASHION COMMITTEE:

Nothing new to report.

NEWSLETTER:

Jarrold Williams is working on a list of the club owned tools to be printed in upcoming newsletters.

WEBSITE AND FACEBOOK:

Jarrold Williams was recognized for the excellent job he has done with both of these.

OLD BUSINESS:

Tony Topicz and Tom Blomer were thanked for delivering the two new picnic tables to Oeders Lake.

CAR SHOW:

Elmer Stanukinos reported that 104 cars registered for the Reading Car Show held on Sunday, September 17, 2017. Elmer thanked all the club members who volunteered at the Car Show and presented a check for \$2,000 to the club. Elmer was applauded for his diligent work on the Car Show. Ralph Hicks presented Elmer a toy pick-up truck as a memento.

NEW BUSINESS:

Lee White initiated discussion regarding the club post office box and its cost to the club. Since newsletters from other car clubs are sent to this address, it was suggested that someone check with MARC and MAFCFA to determine if clubs are required to have an official address for this purpose. Since the fee for the box is paid until the end of next year, it was decided to table this discussion until the next fee is coming due.

RECENT EVENTS:

The event hosted by Bob and Cindy Green on Sunday, August 27, 2017 met near Northgate, took a leisurely drive to the Fernald facility for a tour. A stop at the Topicz garages in Ross, lunch at Eli's Grill in Ross and an ice cream stop at Flubs rounded out the day. Thirty A's, several modern cars and 64 people participated.

UPCOMING EVENTS:

Conrad and Dottie Gerdes will host an event on Saturday, October 14, 2017. The tour will meet in the McDonald's parking lot at 860 W Eads Pkwy. Lawrenceburg, IN at 9:00 a.m. to leave at 9:30 a.m. A back roads drive, including some creek crossings, and a brief stop at Dillsboro Park will lead to the Hay Press demonstration, followed by a chicken dinner.

AUCTION:

The annual club auction will be held in lieu of the October 25, 2017 meeting. The auction will start at 7:00 p.m. so please arrive early. Members are encouraged to donate Model A related items such as parts, tools, etc. valued at at least \$5.00. Baked goods are also welcome. Each donor will receive a ticket for the split of the proceeds of the auction with ½ going to the club treasury and the other ½ split between two winning tickets.

OFFICER ELECTION:

The members are encouraged to step forward to assume officer positions in the club. Current officers have served several terms. The election will be held at the meeting on Wednesday, November 15, 2017. **PLEASE NOTE THIS IS ONE WEEK EARLY DUE TO THE THANKSGIVING HOLIDAY.**

CHRISTMAS PARTY:

Mark you calendars for the Christmas Party to be held at the RSVP Center in Loveland, OH on Sunday, December 3, 2017 at 2:00 p.m. Awards for Participation, Family of the Year and the Ralph Hicks award will be presented. There will also be door prizes.

SPLIT THE POT:

New member, Bob Noe, won \$45. Dale Blewett won the door prize of two matching lamps.

ADJOURNMENT:

The meeting was adjourned at 8:20 p.m. by Conrad Gerdes, Director.

TECH SESSION:

Conrad Gerdes presented a brief session on a locked up distributor shaft.

NEXT MEETING:

The next meeting will be held at the VFW Hall in Sharonville, Ohio on Wednesday, October 25, 2017. The club auction will be held in lieu of the business meeting and will begin at 7:00 p.m.

SUBMITTED BY:

Phyllis Pease, Secretary.

Upcoming Events

- ◆ **October 14, 2017**
OVR October Club Tour
Conrad and Dottie Gerdes will host an event on Saturday, October 14, 2017. The tour will meet in the McDonald's parking lot at 860 W Eads Pkwy. Lawrenceburg, IN at 9:00 a.m. to leave at 9:30 a.m. A back roads drive, including some creek crossings, and a brief stop at Dillsboro Park will lead to the Hay Press demonstration, followed by a chicken dinner.
- ◆ **October 25, 2017**
OVR Club Meeting and Auction
If you have things to sell, start preparing!
Members are encouraged to donate Model A related items or baked goods for auction. The club will get ½ of the proceeds. The remaining ½ will be split between two participating members. The monthly meeting and auction will be held at:
VFW Post 4368. 3318 East Sharon Road, Sharonville, Ohio 45241. The VFW Hall has a dinner at 6:00 p.m., you can get a home-cooked meal for around seven dollars if you are interested.
- ◆ **November 5, 2017**
Brookville, Ohio.
Dayton Buckeye Model A Ford Club hosts their 43rd Annual indoor & outdoor swap meet at:
Reichard Chevrolet
575 Arlington Rd. Brookville Ohio.
Doors opens 7am to 1pm. Hot breakfast & lunch stand.
Admission: \$3. Vendor spaces: \$15
Further information please contact:
Mike Bogart (937) 335-9353
- ◆ **November 15, 2017**
OVR Club Meeting with Officer Elections
If you are interested, please let us know!
We are seeking new members to take over for the current officers that have run two or three terms already!
VFW Post 4368. 3318 East Sharon Road, Sharonville, Ohio 45241. The VFW Hall has a dinner at 6:00 p.m., you can get a home-cooked meal for around seven dollars if you are interested.
- ◆ **December 3, 2017**
OVR Club Christmas Party
Mark you calendars for the Christmas Party to be held at:
The RSVP Center
453 Wards Corner Rd
Loveland, OH 45140 .
The party starts at 2:00 p.m.
Awards for Participation, Family of the Year and the Ralph Hicks award will be presented.
There will also be door prizes and dinner.

Classifieds

- ◆ 1929 Tudor in good condition. New engine with under 100 miles. Still under warranty.
Call Conrad for details (812) 584-5639
- ◆ Hand-made beautiful wooden Model "A" trailer
\$1,500.00
Call Conrad for details (812) 584-5639
- ◆ Model "A" trailer \$300.00
Call Conrad for details (812) 584-5639
- ◆ New long and short block Model "A" engines available.
Call Conrad for details (812) 584-5639
- ◆ 1930 Sports Coupe. Restored with Balanced B engine with overdrive.
\$25,000 Call Ermil Cain (513) 793-6951
- ◆ 1929 Ford Model A—Rumble Seat Roadster
Original, all stock and all steel, no rust on body. Very clean under carriage, Leather interior, convertible top, and mechanical condition are all good.
Contact: Charlie (937) 901-0971 or cbrown@mkssupply.com




Ohio Valley Region Model A Club Calendar

October 2017

Sun	Mon	Tue	Wed	Thu	Fri	Sat
1	2	3	4	5	6	7
8	9	10	11	12	13	14 Oct. Tour Hay Press Barn
15	16	17	18	19	20	21
22	23	24	25 Club Auction/ Meeting	26	27	28
29	30	31				

New Member Corner

Member's Memos



Welcome the Green Family! James, Sherry and Kaleb.



Welcome Bob Noe to the club!

- ◆ You can host a club ride in November of this year. If you are interested let the club know!
- ◆ If you have prayer request you can call or email Jarrod Williams to have them included in next month's newsletter.



Ohio Valley Region Model A Ford Club

P.O. Box 62303

Sharonville, OH 45241

October 2017 Newsletter

Our October meeting is back at the regular location:
 VFW Post 4368, 3318 East Sharon Road, Sharonville, Ohio 45241
 Meeting starts at 7:30pm.



Ohio Valley Region Model "A" Ford Club Membership Application and Roster Infor-

Last name: _____ First name: _____ Initial: _____

Spouse name: _____ Home Phone: ____/____/____

Address: _____

City: _____ State: _____ Zip: _____

Cell (optional): ____/____/____ Work (optional): ____/____/____

Email: _____

Model A's Owned: _____

Make checks payable to : Ohio Valley Region Model A Ford Club (\$25.00 per year)

Mail dues to : Jarrod Williams 7973 Miami Ave Cincinnati, OH 45243



Ohio Valley Region Model "A" Ford Club Membership Application and Roster Infor-

Last name: _____ First name: _____ Initial: _____

Spouse name: _____ Home Phone: ____/____/____

Address: _____

City: _____ State: _____ Zip: _____

Cell (optional): ____/____/____ Work (optional): ____/____/____

Email: _____

Model A's Owned: _____

Make checks payable to : Ohio Valley Region Model A Ford Club (\$25.00 per year)

Mail dues to : Jarrod Williams 7973 Miami Ave Cincinnati, OH 45243