

THE AAAAAA000GAH!

Published by the Ohio Valley Region of MARC-MAFCA



P.O. Box 62303 Sharonville, OH 45241

<http://ovrmafca.com/>

August, 2022

Director's Column: Tom Blomer



Hello Model A'ers. I'd like to thank Bob and Cindy Green for hosting the July tour. They lead us to the Tri-State War Bird Museum and the Cardboard Boat Museum, both were really a lot of fun. We saw a room full of cardboard boats, that I'm sure I would not take out on the river. The cardboard boats were a real treat, some where amazing in the intricacy and their attention to detail. I'm not sure that the boat owners aren't as crazy as we are about our Model A's. You know normal people are not like us. Perhaps one of us will build a cardboard Model A boat for the next race, but I won't be driving. We saw terrific planes from World War II. The pilots and planes are a real reminder of the great sacrifice made by the generations before us. We all owe them more than most of us realize today. A lecture given by Gary Powers Jr. was really fun to listen to, and some of us even learned a couple new things about the Cold War. A starter problem and a hat problem are the only thing that held up the tour. Both were handled well enough to make the entire trip. I'd also like to thank Dennis and Marieke Schut for hosting our July meeting at the beautiful Fernbank Park shelter. The food and weather made the evening perfect!

Hope to see you at the August meeting!

OVRMAFC CLUB OFFICERS

Director

Tom Blomer
10565 Wyscarver Road
Cincinnati, OH 45241
(513) 477-8257
amodela28@hotmail.com

Vice Director

Larry Arnold
11653 Carolina Trace
Harrison, OH 45030
(513) 545-1019
giddyup571@gmail.com

Secretary

Phyllis Pease
173 Maxwell Lane
Harrison, OH 45030
(513) 484-8530
phyllis.pease@gmail.com

Treasurer

Amy Schroeder
103 Bradford Drive
Milford, OH 45150
(513) 602-0469
amy.t.schroeder@gmail.com

News and Special Events

Margie Blomer
(513) 769-3029

Editor/Membership /Website

Jarrold Williams
7973 Miami Avenue
Cincinnati, OH 45243
(859) 802-7267
jarroldwilliams81@gmail.com

August 21, 2022 - Poker Run Tour

Dennis and Marieke Schut will host the August Poker Run tour, aptly named;
"The 1 day, 2 ferries, 3 states Poker Run "
We will meet at the Kroger in Cleves Ohio at 9:30 am and leave at 10.00 am. The tour will take us through 3 states and we'll take 2 ferries. Remember to bring some cash for the ferries! We will end the tour with lunch back in Ohio. Dennis and Marieke are excited to host and hope to see you on the 21-st!

Meeting location:

[Kroger](#)
[4001 OH-128](#)
[Cleves, OH 45002](#)

Meet at 9:30am
Leave at 10:00am

Remember to bring cash for the ferries.

August 24, 2022 Club Meeting

Larry and Debbie Arnold will host our August club meeting at their home.
Plates, napkins and utensils will be provided.

Please bring your own drink,
a side to share, and a lawn chair.

Location:

[11653 Carolina Trace Road](#)
[Harrison, OH 45030](#)

Dinner will be served at 6:30pm.
Meeting will start at 7:30pm



National Club News

Model A Restorer's Club (MARC)

- Each member receives an award winning magazine "The Model A News" published bi-monthly. It features fantastic articles and information about the Model A Ford.
- If you are looking for a Model A, you may find one in the "Cars for Sale" section. This is located in the Model A News which is free to all members of MARC. The same is true if you are looking to sell a car or parts. The "Wanted" section will give you an opportunity to find a part you may be looking for.
- You and your family will be able to attend national conventions designed for "Fun for the Whole Family".

MARC: <https://model-a-ford.org/>

Model A Ford Club of America (MAFCA)

- The *Restorer* magazine (6 issues per year)
- Technical Support (free via mail or email)
- National Banquets - National Tours
- MAFCA also produces publications including: Restoration Guidelines & Judging Standards; Paint and Finish Guide; Hardware Standards, How to Restore Your Model A

MAFCA: <https://www.mafca.com/>

Editor's Column: Jarrod Williams

A friendly reminder that any submissions for the monthly newsletter need to be received by the 3rd of the month. We send the newsletter to the printer on the 5th of each month to be printed, mailed, and in your hands by the 10th of each month.

My email address is jarrodwilliams81@gmail.com

OVRMAFC Social Media

Facebook: <https://www.facebook.com/groups/ovrmafca>

Instagram: <https://www.instagram.com/ovrmafca/>

Our Show 'N Tell Car Show is quickly approaching, we need you!

If you plan to volunteer to help with the show, please contact:

Amy Schroeder at amy.t.schroeder@gmail.com or 513-602-0469.

Please let her know if you need a new T-Shirt and what size by the August meeting.

12th Annual Reading, Ohio
SHOW 'N TELL
Car Show
September 11, 2022
Rain Date - September 18, 2022

Follow us on Facebook!
<https://www.facebook.com/groups/OVRMAC>

Show supporters:

Valley Central Bank 115 W. Benson St
Reading, OH 45215
(513) 821-3335
A Better Way To Bank.

SIBCY CLINE
40 years serving all your Real Estate needs
Larry Thinner
larry.thinner@gmail.com
(513) 720-9900

O'Reilly AUTO PARTS
10842 Reading Road
Ewendale, OH 45241
(513) 712-9044

* NEW LOCATION *
Reading Jr Sr High School
810 E Columbia Ave
Reading, OH 45215

4 cash prizes will be given away in a special drawing held on the day of the show for those who pre-register by September 1st 2021:

- 1 - \$50 dollar prize
- 1 - \$25 dollar prize
- 1 - \$15 dollar prize
- 1 - \$10 dollar prize

25+ Trophies and plaques to be awarded

- Participants will judge the Top 25 favorites
- Mayor's Choice Trophy
- Show 'N Tell Trophy
- Show & Shine Award
- Dash Plaques to the first 100 vehicles
- Split the Pot
- Music provided by your favorite DJ's
- Food and restrooms available

No alcoholic beverages allowed

Questions or to Pre-Register Contact:
Terry or Brenda Owens
5937 McPicken Dr Milford, OH 45150
513-831-8580 or terry@clanowens.com
Make Check or Money Order payable to "Reading Car Show"

*Pre-registration Bonus →

Model A Youth Report



MARC and MAFCA both offer a youth scholarship program to help youth get started in the hobby and to support them as they may make repairs on the car. If you know someone that is 12-22 years old they may qualify for the program.

For more information please visit the below website links:

[MARC Youth Scholarship Program](#)

[MAFCA Youth Scholarship Program](#)

Model A Vapor Lock – Thanks to Lee White, problem solved!

By: Butch Schultz

As many of you may know by now, there are many solutions out there for preventing and solving Model A vapor lock: don't use ethanol gasoline, install a shield between your carburetor and the manifold, wrap aluminum foil around your carburetor, clip clothes pins on the fuel line to act as heat sinks, rub ice on your carburetor and on and on. Those may be great ideas for dealing with vapor lock, but I have an idea of my own, thanks to Lee White.

About a month ago, I had my first-ever experience with vapor lock. As a relatively new Model A owner (going on four years), I didn't even know what vapor lock was. It was a blistering hot day of 95°F, and I jumped into my 1930 Model A Town Sedan and drove about four miles up the road to get a loaf of bread. I ran inside, bought the bread, jumped back in my Model A and she started just fine, as always. (She's a good girl.) I backed up, shifted into first gear, drove about thirty feet and the engine shut down as if somebody had switched off the ignition key. What the...? This car never gives me trouble, but here I sit, dead in the water, er, parking lot.

A couple of young, healthy brutes saw that I was in trouble and helped me push my Model A into a parking space. I sat there for about five minutes and tried starting the engine. She wouldn't fire, the hot, summer sun is blazing down on me in that parking lot and I'm sweating like a pig. It was not fun. After about thirty minutes and a few more tries, she finally fired. I made a beeline for the house and put her safely in the garage. I then began studying everything I could find, consulting with friends and tinkering with the engine. After a few days I concluded that the heat from the engine, combined with the blistering hot weather was vaporizing the fuel in my Zenith carburetor, creating air bubbles and preventing fuel flow, or something like that. This had to be vapor lock. After much research and discussion, that was the only thing it could be.

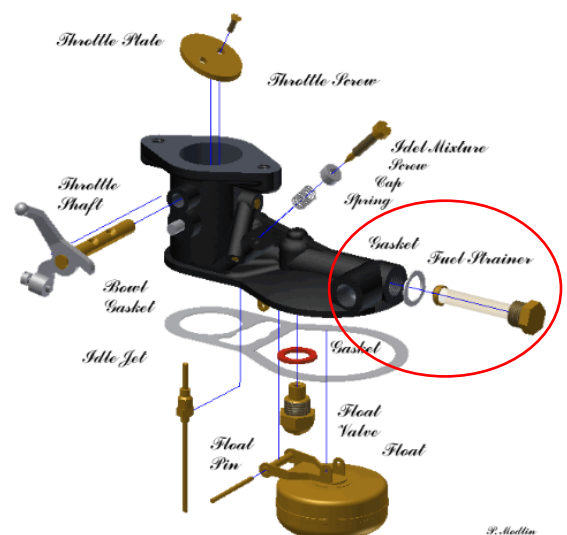
I sat on it for a few more days and finally, I thought about some good advice that our late friend Lee White had given me after he drove my newly acquired Model A to my house. Lee suggested that whenever I park the vehicle overnight, shut off the gas valve under the dashboard and allow the engine to burn up all the gasoline in the carburetor and putter out. Now, with the engine off, switch off the ignition key and remove it. The next time I drive the car, turn on the gas valve, fill the carburetor with fresh gasoline from the gas tank, start the engine and take off.

Thank you, Lee! That could be my solution to vapor lock, I thought. So, I ran some tests to make the engine stall again, and to try my solution. It was another blistering hot day. I drove the car about five miles, pulled into my driveway and switched off the ignition key. I waited about ten minutes (as if I were buying that loaf of bread), started the engine and sure enough, after about thirty seconds the engine stalled. Vapor lock. I waited about thirty minutes and ran the test a second time – went for a drive, switched off the engine, waited ten minutes, started the engine, the engine stalled. Vapor lock again.

I waited another thirty minutes and took the car out for a third drive that day, but this time I tried incorporating Lee White's suggestion. I pulled into my driveway, shut off the gas valve under the dashboard and allowed the engine to burn up all the gasoline in the carburetor and putter out, just as Lee suggested for an over-nighter. With the engine off, I switched off the ignition key and removed it. I waited about ten minutes (loaf of bread), turned on the gas valve to fill the carburetor with some fresh, cool gasoline and she fired right up. I went out for a five-mile drive, and she did just fine. No sputtering, no coughing, no snorting, no gasping, no choking, no wheezing, no stalling – no kidding. She ran beautifully. Problem solved. Surely, I'm not the only Model A owner who has come up with this solution, but with my inflated ego, I'm willing to take full credit.

Here's another idea I came across, and just for fun I think I'll give it a try next time – if there is a next time. As soon as the engine stalls, take a 5/8" wrench and loosen the strainer assembly on the front of the top casting of the Zenith carburetor. After you get a hissing sound from the vapor escaping, tighten the strainer assembly, start the engine and be on your way. (NOTE: some gasoline may leak out.

Finally, one more thought – during the hot summer months, always maintain at least a half a tank of gasoline. The volume of gasoline will help maintain a cooler gasoline temperature. Based on what I've learned about vapor lock, the "cool" Model A's like cool gasoline in the summer!



MEETING MINUTES FOR WEDNESDAY, July 27, 2022

Fernbank Park

Cincinnati, OH

CALL TO ORDER:

The meeting was called to order at 7:30 p.m. by Tom Blomer, Director, who also led the group in a moment of silent remembrance and the Pledge of Allegiance.

ROLL CALL:

In the absence of Larry Arnold, Vice Director, the roll call was led by Debbie Arnold.

ATTENDANCE:

There were 34 members present; seven Model A's were driven.

Two new members in attendance were Geoff Pranger and Pete Mathews.

SECRETARY AND TREASURER REPORTS:

Both reports were approved as printed in the June 2022 newsletter.

SUNSHINE REPORT:

There were no July birthdays or anniversaries to recognize.

Debbie Arnold reported that her daughter, Megan, is recovering from a broken finger as a result of a fall from a horse.

CAR CARE GANG: No report.

FASHION COMMITTEE: No report.

MILEAGE PROGRAM:

Anna Williams reported one new member, Mike Wilcher.

CAR SHOW:

Amy Schroeder reported that the plans for the car show scheduled for Sunday, September 11, 2022 are on track. The volunteer sign-up sheet will be available at the August 24, 2022 meeting.

MEMBERSHIP: Two new members present.

NEWSLETTER:

Jarrod Williams requests all submissions to the newsletter be sent to him by the third of each month.

RECENT EVENTS:

Bob Green reported on the event to the Warbird Museum in Batavia, OH on Saturday, July 23, 2022. Stops at the Cardboard Boat Museum in New Richmond, OH and lunch at the Country Inn in Withamsville, OH were included in the enjoyable day.

UPCOMING EVENTS:

August:

The annual Poker Run will be held on Sunday, August 21, 2022, hosted by Dennis and Marieke Schut. Participants should meet in the Cleves Kroger parking lot (4001 State Route 128, Cleves, OH) at 9:30 a.m. to leave at 10:00 a.m.

September:

- 12th Annual Reading Show 'N' Tell Car Show
September 11, 2022 (rain date of September 18, 2022)
New location: Reading Jr/Sr High School
810 East Columbia Ave.
Reading, OH 45215
Registration 10am
Awards at 2:30pm

- A Putt-Putt golf event, hosted by Cliff Gilb will be held on Sunday, September 25, 2022 at 2pm at the Eagle Tee Golf Center, 9200 Cincinnati-Dayton Road, Cincinnati, OH.

October:

The Hay Press tour, hosted by Conrad & Dottie Gerdes will be held on Saturday, October 8, 2022. Details to follow.

November:

The November event will be the re-scheduled Mystery Tour, hosted by Art Foreman. Details to follow.

SPLIT THE POT: Split the Pot was won by Bob & Marie Zitney.

ADJOURNMENT:

The meeting was adjourned at 8:05 p.m. by Tom Blomer, Director.

SUBMITTED BY: Phyllis Pease, Secretary

NEXT MEETING:

The next meeting will be held on Wednesday, August 24, 2022, hosted by Larry & Debbie Arnold at their home 11653 Carolina Trace, Harrison, OH. Dinner at 6:30, Meeting at 7:30. Bring drink and chair.

ORDER YOURS TODAY


*Model A
Advertisement
Puzzles*

CHOOSE FROM MULTIPLE DESIGNS

WWW.BEEZKNEEZPUZZLES.COM

1000
PIECES PUZZLE

A charming companion for a busy day



THE NEW 1000 offers many advantages to the owner who uses an assembly assembly for quick setup in the living room, for displaying the picture, for the easy and safe storage of a busy day. Ready to drive in the hand with an ideal combination of shape and style. In addition to the beauty of the car and other fine features, the car is made of excellent materials and good craftsmanship. You will drive with a new feeling of confidence because of its safety and ease of operation and control.

The OVRMAFC "Car Care Gang"

Club members Tom Blomer, Terry Owens, and Dennis Schut will graciously volunteer their time and knowledge about Model A's to help you get through an issue with your car. Just remember they will help you, they will not repair the car for you. After all, knowing how the Model A works is just as much fun as driving one!

Give them a call if you need any help or advice.

Tom Blomer
H: 513-769-3029
C: 513-477-8257

Terry Owens
H: 513-831-8580
C: 513-254-1035

Dennis Schut
C: 513-317-7225

Bouquets on Bonnets

Taken from and authored by: Sherry Winkinhofer, Northwest Missouri Model A Ford Club

The hats and bonnets worn in the Model A era came in a myriad of shapes, colors, and designs. These colorful hats could be decorated with ribbons, beads, pins, feathers, and more! A favorite decorative element often used were flowers or other floral and nature-based designs. Hats with flower trimmings were available in all major catalogs as well as stores and millinery shops. Articles about making your own flower trim from various materials such as felt or ribbon were printed in newspapers and women's magazines, allowing you to be creative or economical or both! Blossoms and leaves, stems and vines, all were used in multiple combinations and sizes, and of a multitude of materials! I've found flowers for use on hats made from silk, velvet, cotton, rayon, felt, leather, and more! Flowers made out of feathers, or pompoms, flowers that were appliqued on or embroidered. A nosegay tucked on the side or small blossoms hand-painted across the brim, all are a beautiful era touch. Flowers were often used in combination with ribbons or other decorative elements, but sometimes they stood on their own such as with one large blossom on the side of a Summer hat. There were unlimited ways to use flowers as decorations on these hats. Here are a few examples to spark your imagination when putting together a Model A outfit!

Flowers framing the brim were another stylish way of utilizing flowers. From small to large, these hats display a few different styles of hats focusing the flowers around the face. It was common to use ribbons or embroidery to add to the effect. Wide brim bonnets are a natural with flowers. One large blossom set off the right side makes a striking decoration, but smaller blooms give a more delicate but still pleasing look. Colors can be neutral or contrasting for a more vibrant look!



National Bellas Hess Co
Spring and Summer
1931



National Bellas Hess Co
Spring and Summer 1931
Velvet flowers



The Robert Simpson
Catalog Fall and Winter
1928-29
Velvet orchid



Sears Roebuck and Co Fall and
Winter 1928-29
sheer organdy and rayon plush



Sears Roebuck and Co
Fall and Winter 1928-29
Organdy and rayon taffeta

Modern Points


Taken from and authored by: Tom Endy

Quite often you find Model A's on the road that have had the distributor modified with modern points. When doing this the original Model A condenser is no longer a part of the circuit and has been discarded. A modern condenser is installed along with the modern points and is attached to the upper plate of the distributor.

This can create a potential electrical fault. The mounting of the original condenser holds the tab on the lower distributor plate in place. When the original condenser is discarded there is no longer anything holding the tab in place and it can easily be pushed up against the housing when the ignition cable is screwed in and short out the ignition points.

It is therefore prudent to install a dummy original condenser in order to hold the tab on the lower plate in position. A dummy condenser can be made by removing the material inside the condenser rendering it non-functional, but structurally intact to hold the lower plate in place.

A better idea is to leave the distributor as Henry designed it as it will perform just as good, if not better, than any modern improvement.



2021 OVRMAFC Calendar of Scheduled Events

- **August 21, 2022**
OVRMAFC Poker Run Tour
Dennis and Marieke Schut will host the August Poker Run tour, aptly named; "The 1 day, 2 ferries, 3 states Poker Run".
The tour will take us through 3 states and we'll take 2 ferries.
Remember to bring some cash for the ferries!
We will end the tour with lunch back in Ohio.
[Kroger](#)
[4001 OH-128](#)
[Cleves, OH 45002](#)
Meet at 9:30am
Leave at 10:00am
- **August 24, 2022**
OVRMAFC August Meeting
Larry and Debbie Arnold will host our August club meeting at their home.
[11653 Carolina Trace Rd.](#)
[Harrison, OH 45030](#)
Plates, napkins and utensils will be provided.
Please bring your own drink and side to share.
Dinner will be served at 6:30pm.
Meeting will start at 7:30pm
- **September 11, 2022**
12th Annual Reading Ohio Show 'N' Tell Car Show
(Rain date of September 18, 2022)
[Reading Jr/Sr High School](#)
[810 East Columbia Ave.](#)
[Reading, OH 45215](#)
Registration 10am
Awards at 2:30pm
Contact Amy Schroeder to volunteer!
- **September 16-17, 2022**
Model A Days held at MAFFI of Gilmore Musuem
On Friday, September 16th and Saturday, September 17th, hop in your Model A and head out to the Gilmore Car Museum for the 10th annual Ford Model A Days. Bring your Model A or come as a spectator, this show and swap meet will be sure to please as hundreds of Model As gather in Hickory Corners, Michigan on the Gilmore's historic campus. For more information, please visit [MAFFI.org](#).
- **September 25, 2022**
Annual Miniature Golf Outing
Cliff Gilb will host a miniature golf event at:
[Eagle Tee Golf Center](#)
[9200 Cincinnati-Dayton Road](#)
[West Chester, Ohio](#)
The event will begin at 2:00 p.m. and will be followed by grilled hot dogs and chips under the pavilion.
- **September 28, 2022**
OVRMAFC Club Meeting
Meeting starts at 7:30pm
[Sharonville Fire Department 86](#)
[11637 Chester Rd](#)
[Cincinnati, OH 45246](#)
- **October 8, 2022**
OVRMAFC Hay Press Tour
The Hay Press event, hosted by Conrad & Dottie Gerdes will be held on Saturday, October 8, 2022. Details to follow.
- **October 26, 2022**
OVRMAFC Club Meeting
Meeting starts at 7:30pm
[Sharonville Fire Department 86](#)
[11637 Chester Rd](#)
[Cincinnati, OH 45246](#)
- **November, 2022**
OVRMAFC Mystery Tour
Hosted by Art Foreman. Details to follow.
- **November 16, 2022**
OVRMAFC Club Meeting
Meeting starts at 7:30pm
[Sharonville Fire Department 86](#)
[11637 Chester Rd](#)
[Cincinnati, OH 45246](#)
- **December 4, 2022**
OVRMAFC Holiday Party
The club's annual club Holiday Party.
Festivities will begin at 2:00 p.m. and end by 6:00 p.m.
[RSVP Event Center](#)
[453 Wards Corner Rd](#)
[Loveland, OH 45140](#)

2022 OVRMAFC July Tour - Tri-State Warbird Museum

Bob and Cindy Green led us on a tour to the Cardboard Boat Museum in New Richmond Ohio. After we left the museum we stopped for lunch at the Country Inn Restaurant. We then headed to the Tri-state War Bird Museum! There we were given a guided tour and listened to an hour long lecture given by Gary Powers Jr. On his father, Gary Powers. Gary was a U2 spy plane pilot that was shot down and held captive by the Soviet Union. Cindy even made special cookies shaped like a car and an airplane for the tour.

Thank you Bob and Cindy for a great tour!



OVRMAFC Classifieds / Services

- For Sale: 1929 Model "A" Tudor.**
This is an exceptional "A". Restored to MARC of Excellence standards from a 38,000 mile original car. I have owned this car 53 years, never any rust or damage. Colors: Rose Beige & Seal Brown. Great looking & driving car. Price: \$17,500
Contact: George Elbel 513-753-0060
- Dave Campbell is a member of a car club in Lebanon Ohio. He has Model A tools for sale. All for \$75. He has refurbished them and would like to know if anyone is interested. Please contact Tom Loosecamp if you are interested. Tom Cell: 513-317-6731 or tlosekamp@aol.com
- 1928/29 Model A Parts for sale:**
- Winfield Super Cyclone Aluminum Head (rare) good shape
- Old Model A Wrenches, pliers, screwdrivers
- "Winfield" Intake Manifold (good shape)
- 1928 Special Coupe, Sport Coupe, Business Coupe Metal Belt Rail Moulding (very hard to find original in very good condition)
Sold the Model A's, have a lot of spare parts not listed, please contact: Bill Phillips at (937) 689-2768

B & R Early Model

Starter & Generator Repair

Rob Schwendeman (419) 305-9125

Bill Schwendeman (419) 733-8857

Model A Upholstery

Interiors, Tops, & Trunks

Call Dottie Gerdes

(812) 584-5631

Ohio Valley Region Model "A" Ford Club
Membership Application and Roster Information
(PLEASE PRINT LEGIBLY)

Existing Member:

New Member:

First Name: _____ Spouse First Name: _____

Last Name: _____ Home Phone: (_____) _____

Cell Phone: (_____) _____ Spouse Cell Phone: (_____) _____

Birthday: ____/____/____ Spouse Birthday: ____/____/____

Address: _____

City: _____ State: _____ Zip Code: _____

E-Mail Address: _____

Spouse E-Mail Address: _____

Model A's Owned: _____

Monthly newsletter delivery: E-Mail (saves the club money) Printed/Mailed

Make **\$35.00** checks payable to: **Ohio Valley Region Model A Ford Club**

Mail dues to: **Jarrold Williams 7973 Miami Ave Cincinnati OH 45243**

ALL NEW AND EXISTING MEMBERS, PLEASE COMPLETE THE ABOVE AND RETURN WITH YOUR 2022 OVRMAFC DUES

August 2022 Newsletter

Sharonville, OH 45241

P.O. Box 62303

Ohio Valley Region Model A Ford Club

