

The Ohio Valley Region's News

THE AAAAAA000GAH!

Published by the Ohio Valley Region of MARC-MAFCA




P.O. Box 62303 Sharonville, OH 45262-0303

<http://ovrmafca.com/>

May, 2023

Director's Column: Tom Blomer



I feel warm weather is here and Frosty the snow man will not show up with his 32 degree temps. I know summer is just around the corner, then its Model A weather, my favorite time of the year. This is a big year for our area with the MARC National Meet here. I know many of you have volunteered to help out at this event and it should be a great time for all. It's one more event that will bring a lot of people and interest in the cars to the Cincinnati area. Let's be sure all are welcomed and happy to be here with us. There are older members who will get to see some friends from all over the country, Model A friendships last a lifetime. I encourage all of our members to take some part in the festivities, and have a great time while doing it. Its tour time, so really think about having a tour this summer.

We'll go almost anywhere that is a one day trip.

Happy Model A motoring, see you on a tour or at our next meeting.

May 20, 2023 OVRMAFC Spring Fling Tour

Jarrod and Melissa Williams will host a driving tour combined with a scavenger hunt. A navigator for the scavenger hunt is recommended.

The starting location for this tour will be at a local Cars and Coffee Cruise-In. You can arrive as early as 8:00am to show off your Model A and walk around looking at other cars. We will be leaving this location to start the tour at 10:00am.

10:00 AM Departure

Starting location:

[Crestview Hills Town Center](#)

[2791 Town Center Blvd](#)

[Crestview Hills, KY](#)

(between Dillard's and Dewey's).

We will depart and wind our way through Kentucky into Ohio where we will finish at a brewery for a late lunch.



May 24, 2023 OVRMAFC Meeting

Please join us at our May Meeting as we recap the April Model A adventures and catch up on the latest club business.

[Sharonville Fire Department 86](#)

[11637 Chester Rd](#)

[Cincinnati, OH 45246](#)

Meeting starts at 7:30pm



OVRMAFC CLUB OFFICERS

Director

Tom Blomer

10565 Wyscarver Road

Cincinnati, OH 45241

(513) 477-8257

amodela28@hotmail.com

Vice Director

Larry Arnold

11653 Carolina Trace

Harrison, OH 45030

(513) 545-1019

giddyup571@gmail.com

Secretary

Phyllis Pease

173 Maxwell Lane

Harrison, OH 45030

(513) 484-8530

phyllis.pease@gmail.com

Treasurer

Amy Schroeder

103 Bradford Drive

Milford, OH 45150

(513) 602-0469

amy.t.schroeder@gmail.com

News and Special Events

Margie Blomer

(513) 769-3029

Editor/Membership /Website

Jarrod Williams

7973 Miami Avenue

Cincinnati, OH 45243

(859) 802-7267

jarrodwilliams81@gmail.com

National Club News

Model A Restorer's Club (MARC)

- "The Model A News" magazine (6 issues per year)
- Technical Support (free via mail or email)
- National Banquets - National Tours - Membership Meets (All of which include insurance if you are a member)
- MARC also produces publications including:
Restoration Guidelines & Judging Standards; Technically Speaking Series of Books, Fashion Standards, and Touring Class Judging Standards

MARC: <https://model-a-ford.org/>

Model A Ford Club of America (MAFCA)

- The *Restorer* magazine (6 issues per year)
- Technical Support (free via mail or email)
- National Banquets - National Tours - Membership Meets
- MAFCA also produces publications including:
Restoration Guidelines & Judging Standards; Paint and Finish Guide; Hardware Standards, How to Restore Your Model A

MAFCA: <https://www.mafca.com/>

Editor's Column: Jarrod Williams

A friendly reminder that any submissions for the monthly newsletter should be received by the 3rd of the month.

We send the newsletter to the printer on the 5th of each month to be printed, mailed, and in your hands by the 10th of each month.

My email address is jarrodwilliams81@gmail.com

OVRMAFC Social Media

Facebook: <https://www.facebook.com/groups/ovrmafca>

Instagram: <https://www.instagram.com/ovrmafca/>

Model A Youth Report



MARC and MAFCA both offer a youth scholarship program to help youth get started in the hobby and to support them as they may make repairs on the car. If you know someone that is 12-22 years old they may qualify for the program.

For more information please visit the below website links:

[MARC Youth Scholarship Program](#)


[MAFCA Youth Scholarship Program](#)

Model A Ad Puzzles

NEW CHRISTMAS CARDS & PUZZLES

4 DIFFERENT CARD
DESIGNS
CALL DEB 513-429-1960

WWW.BEEZKNEEZPUZZLES.COM



Isolating An Electrical Fault - Quick & Easy

By Tom Endy

Taken from: <http://www.santaanitaas.org/wp-content/uploads/2014/08/20C-Quick-easy.pdf>

Most Model A owners today have installed a fuse mod on the top of their starter. This is certainly a prudent thing to do; a blown fuse is much better than having a fire in the car.

Once a blown fuse has occurred, the next step is to determine where the short circuit exists that caused it to blow. This can be accomplished rather quickly by a method of isolation. There are three areas on the car where a short circuit is most likely to occur.

1. In the light bail located at the bottom of the steering column, which consists of all the switching circuitry for the car's lights. This is the most common fault area.
2. Inside the terminal box located on the firewall where a number of connections come together and can easily short out against the armored ignition cable.
3. Behind the dash panel where connections to the ammeter and dash light are located that can easily short out against the dash.

The first effort to isolate the fault is to unhook the three wires attached to the terminal post on the cutout switch, which sits on top of the generator. If you have an alternator the three wires are attached to the output terminal post of the alternator. Disconnect the three wires and spread them out so they don't touch anything.

One of the three wires comes from the terminal box on the firewall and provides battery power. A second wire runs down to the light bail, and the third wire goes off to the ahooguh horn.

Install a new fuse. If it does not blow you have eliminated the terminal block on the firewall and the dash panel as the culprit. If there is a short in either of these two places it would have blown the new fuse. Next connect the wire from the terminal block to the wire that runs to the ahooguh horn. If the fuse does not blow you have eliminated the ahooguh horn. Next hook these two wires back onto the terminal post of either the cutout or the alternator. If the fuse does not blow you have eliminated the cutout, generator, or alternator. This leaves only the light bail as the likely culprit.


Inside the light bail is a rat's nest of wires and switch contacts that could be oil soaked from a leaking steering box. If the light bail assembly is a poor quality repo, chances are there are wire whiskers and poor connections involved. If you are out on the road it is best to fool with further trouble shooting of the light bail at home. You can drive the car with the light bail wire disconnected. Just keep in mind you won't have any lights, including brake lights.

If a new fuse blew when you installed it after disconnecting the three wires from the cutout, the fault is likely in the terminal block on the firewall or behind the dash panel, and not in the light bail, ahooguh horn, cutout, generator, or alternator.

Start with the terminal box. Remove the cover and inspect for loose and shorting wires. A poor quality repo terminal box can also have one of the terminal threaded shafts shorted out behind the box. It is possible for the threaded shaft to back off and touch the firewall.

If the terminal box appears to be ok, remove the dash panel and inspect for loose and shorted wires on the back of the ammeter.

If you follow this procedure you will quickly locate the fault 95% of the time. However, a subtle electrical fault could possibly be lurking somewhere else that may not be as obvious.



This particular Model A has a second fuse circuit to accommodate a Borg Warner overdrive. The tie wraps are to provide a means to easily remove the fuses when the car is not in use.



Ohio Valley Region Model A Ford Club Meeting Minutes

Wednesday, March 22, 2023 Sharonville Firehouse

CALL TO ORDER:

The meeting was called to order at 7:38 p.m. by Tom Blomer, Director, who also led the Pledge of Allegiance and a moment of silent remembrance.

GUEST GREETING:

The group was welcomed by Sharonville Fire Chief, Dan Sunderman who thanked the club for using the Sharonville facility.

ROLL CALL:

The roll call was led by Jim Rupp.

ATTENDANCE:

There were 34 members present, 3 Model A's were driven.

SECRETARY/TREASURER REPORTS:

Both reports were approved as printed in the March 2023 newsletter.

SUNSHINE REPORT:

Margie Blomer reported that BJ Foreman is feeling under the weather and Steve Gillie is recuperating from Gall Bladder surgery. It was also noted that former members Ron Miller and Tom Mack are both having health issues.

April birthdays recognized were:

Conrad Gerdes, Art Foreman, Gary Oelrich and Mike Schroeder.

CAR CARE GANG:

Terry Owens and Tom Blomer both helped with the seminar held on Saturday, March 31, 2023 to replace the clutch on Mike Wilcher's Model A.

MEMBERSHIP/NEWSLETTER:

Jarrold Williams emailed PDF copies of the 2023 Roster to members. There are paper copies available if needed.

New members Mike and Sarah Zimmerman were welcomed.

They have recently acquired a Mack restored 1931 Deluxe Roadster.

MARC MILEAGE PROGRAM:

Ed and Kathy Creighton were awarded a 2,000 mile plaque by Mike Wilcher.

RECENT EVENTS:

Jarrold Williams has posted the video of the March 25 clutch replacement seminar on OVRMAFC's YouTube channel. Currently the video has received 3,400 views, even one from Australia.

UPCOMING CAR SHOWS:

Car show and street festival will be held in Steubenville, OH on Saturday May 5, 2023 from 6-11 p.m.

A Cruise In will be held on Saturday, June 17, 2023 at the Faxon Farm in West Harrison, OH starting at 3 pm.

MARC MEMBERSHIP MEET:

Phyllis Pease reported that she and Margie Blomer attended the MARC Membership Meet in Bay City, MI, held April 14-15, 2023. Of the 172 MARC regions, 25 regions were represented at the Membership Meeting on Friday, April 15, 2023. Currently there are approximately 5,500 MARC members. Recent changes in the office staff in the Garden City, MI location were noted. There is ongoing discussion as to the fate of the current building. National Meets are tentatively scheduled through 2025. The 2024 Membership Meet will be in Joliet, IL. The MARC Mileage Program has 1,192 members with 90 new members in 2022. 83 regions reported mileage and submitted 935,085 miles.

Awards: The Model A News received the Golden Quill Award for the 17th year in a row, awarded by Old Car Magazine.

OVRMAFC was presented with several awards at the meet. Jarrold Williams received an award for continuing excellence for our newsletter, The AAOOOGAH. Jim Thomas received an honorable mention award for his technical article. Phyllis Pease and Margie Blomer both received honorable mention awards for Fashion articles in the Model A News.

UPCOMING EVENTS:

Jarrold and Melissa Williams will host the Spring Fling event on Saturday, May 20, 2023. Participants can arrive as early as 8am at the Crestview Hills Town Center, 2791 Town Center Blvd, Crestview Hills, KY. for the cruise-in car show. The group will then leave at 10:00 a.m. for the scavenger hunt tour leading into Ohio. All cars should have a navigator for this event. A late lunch will then be enjoyed at a local establishment.

SUMMER PICNIC MEETINGS:

Tom and Margie Blomer will host the June meeting, Deb and Larry Arnold will host the July meeting and Dennis and Marieke Shut will host the August meeting.

SPLIT THE POT:

Split the Pot was won by Gary Oelrich.

ADJOURNMENT:

The meeting was adjourned at 8:45 p.m. by Tom Blomer, Director.

SUBMITTED BY:

Phyllis Pease, Secretary



Model A Mechanic's Sheet

Taken from: <http://modelabasics.com/>

As the weather begins to warm up, a lot of us might have forgotten what we did before we put our Model A to bed for the winter, and what we left to be done when the weather was warmer. This very handy chart is a wonderful tool to use and make sure that your Model A is ready for the touring season. If you would like to print out PDFs use this link: [Model A Mechanic's Sheet -PDF](#)

MODEL "A" MECHANIC'S SHEET

Customer's Name _____			Address _____			Speedometer Reading _____			Date _____		
Description Operation	G	F	R	Description Operation	G	F	R	Description Operation	G	F	R
EVERY 500 MILES				SHOCK ABSORBERS Add Glycerin				EVERY 2,000 MILES			
SPARK PLUGS-Clean				Tighten arm clamp bolts				Remove floor board, lubricate clutch bearing			
" Set Gap .035				Make seasonal adjust.							
DISTRIBUTOR-Hone Points				HEAD LAMPS Align and focus, check others lights							
" Set Point Gap .018 to .022				TRANSMISSION Check lubricant level				EVERY 5,000 MILES			
" Set Rotor Gap .025				Add lubricant if necessary *(600w)				FRONT SYSTEM -Remove hubs			
" Oil Shaft				CLUTCH -Check adjustment				Clean hubs and bearings			
" Vaseline cam				1" movement before clutch starts to disengage				Examine bearings			
CHECK TIMING Reset if necessary				BRAKES -Inspect, adjust if necessary				" brake drums			
SEDIMENT BULB -Drain				TIRE PRESSURE -Inflate if necessary 35 lbs.				" spindle bearings			
" Clean Fuel Screen								" brake shoes			
CARBURETOR -Clean Fuel Strainer				INSPECT FOR MISSING COTTER PINS				STEERING GEAR Tighten pitman arm clamp bolt			
" Check Idle--Adjust				FLUSH RADIATOR				Tighten steering box to frame			
RADIATOR HOSE -Tighten				Open petcock, flush with garden hose, 15 min.				Adjust steering sector shaft			
" Condition top				Rotate tires				TRANSMISSION -Drain and flush			
" " " side				Lug Nuts 50ft. Lbs.				Inspect gears			
" " " lower				WIND SHIELD WIPER Adjust or replace brush.				1 pint new lubricant *(600w oil)			
WATER PUMP Condition packing				MUFFLER Tighten to frame				Grease thrust bearing and adj.			
Grease & Tighten if necessary				LUBRICATE ALL ZERCS				HORN Sand commutator, clean groves w/toothpick			
STARTER -Tighten J studs				FRONT WHEELS Check for alignment				Oil and adjust			
MOTOR cylinder to cylinder with in 5 psi				FUEL TANK -Inspect for leaks							
Compression No.1 65 psi.				" " " gas gauge				REAR AXLE -Test for wear			
" No.2				" " " steering colum clamp				Drain and flush			
" No.3				" " " fuel shut off				Renew lubricant, 21 oz. *(600w oil)			
" No.4				FAN -Inspect for fatigue cracks				Tighten all housing studs			
CRANK CASE OIL 5W-40				Adjust or replace belt				BRAKES -General inspection			
Drain and Change (4 1/2 qt) Sqt if pan was removed				GENERATOR -Check charging rate				Adjust if necessary			
HORN Adjust, clean and oil				Winter 10 amps, Summer 6 amps				SHOCK ABSORBER --Check glycerin			
BATTERY -Add distilled water				LUBRICATE GAS PEDEL LINKAGES				Quality and quantity			
G--Fully charged 1225 to 1300 Gravity Cell No.1				FRONT & REAR BUMPER -Tighten				SPEEDOMETER Lubricate flexible shaft			
F--Fair 1150 to 1225 " " " 2				REAR SPRING Condition bushings				CLEAN OIL PUMP SCREEN			
P--Low 1150 and under " " " 3				" " " perch bushings				GAS TANK -Clean filter screen			
Clean off any corrosion				" " " hangers, tighten							
Wipe battery with a rag and ammonia				REAR RADIUS RODS -Tighten							
Tighten cable connections				UNIVERSAL JOINT -Tighten bolts							
Cover the terminals with Vaseline											
Tighten battery in carrier											

G--Good, F--Fair, R--Replaced/Repaired
*(600w oil) Can be purchased from your favorite Model A vender.

If doing a 1st start after setting for a long period of time, remove oil pan and valve cover to clean out sludge.

HEAD-Torque Sequence 55 ft. lb.


modelAbasics.com



The OVRMAFC "Car Care Gang"

Club members Tom Blomer, Terry Owens, and Dennis Schut will graciously volunteer their time and knowledge about Model A's to help you get through an issue with your car. Just remember they will help you, they will not repair the car for you. After all, knowing how the Model A works is just as much fun as driving one!

Give them a call if you need any help or advice.



Tom Blomer
H: 513-769-3029
C: 513-477-8257



Terry Owens
H: 513-831-8580
C: 513-254-1035



Dennis Schut
C: 513-317-7225

2023 OVRMAFC Calendar of Scheduled Events

- **May 13, 2023**
Zakira's Garage Spring Open House
Bring your car to show off in the parking lot of Zakira's Garage as they host their spring open house from 11am-3pm
[4480 Lake Forest Dr, Ste 314](#)
[Cincinnati, OH 45227](#)
- **May 20, 2023**
OVRMAFC Spring Fling Tour
Jarrod and Melissa Williams will host this event. It will be a driving tour combined with a scavenger hunt. A navigator for the scavenger hunt is recommended.

The starting location for this tour will be at a local Cars and Coffee Cruise-In. You can arrive as early as 8:00am to show off your Model A and walk around looking at other cars. We will be leaving this location to start the tour at 10:00am.

10:00 AM Departure
Starting location:
[Crestview Hills Town Center](#)
[2791 Town Center Blvd](#)
[Crestview Hills, KY](#)
(between Dillard's and Dewey's).

We will depart and wind our way through Kentucky into Ohio where we will finish at a brewery for a late lunch.
- **May 24, 2023**
OVRMAFC Club Meeting
[Sharonville Fire Department 86](#)
[11637 Chester Rd](#)
[Cincinnati, OH 45246](#)
Meeting starts at 7:30pm
- **June 4, 2023**
OVRMAFC Annual Oeder's Lake Club Picnic
[1369 E Hwy 22, Morrow, OH](#)
A signup sheet will be passed around at our May meeting so that we can buy the appropriate amount of food. Grilled food will be provided and served around noon, but you can come early to enjoy the weather and property. Please bring your own drinks and a side dish or dessert to share. There are a few picnic tables, however you may wish to bring a lawn chair. Fishing is allowed but you must bring your own bait and you can not use minnows.
- **June 28, 2023**
OVRMAFC Club Meeting
Hosted by Tom and Margie Blomer
Location TBD
- **July 26, 2023**
OVRMAFC Club Meeting
Hosted by Deb and Larry Arnold
Location TBD
- **July 30—August 4, 2023**
MARC National Meet
[Holiday Inn](#)
[5800 Muhlhauser Rd](#)
[West Chester Township, OH 45069](#)
Registration Forms can be downloaded here or found in the "Model A News" magazine:
<https://model-a-ford.org/wp-content/uploads/2022/10/Hamilton-National-Meet-Registration.pdf>
- **August 23, 2023**
OVRMAFC Club Meeting
Hosted by Dennis and Marieke Schut
Location TBD
- **September 10, 2023**
The Aubrey Rose Foundation British Car Day
1923-2023 100 Years of MG and Triumph
70+ Awards by Popular Choice. Live Music-Food and Beer Trucks. Split the Pot Proceeds Benefit Aubrey Rose Foundation
Early Registration \$20.00 ends 8/31
Registration \$25.00 Day of Show.
Visit: <https://www.bccgc.org/british-car-day>
[Village Green Park](#)
[301 Wessel Dr.](#)
[Fairfield, OH 45014](#)

Looking One's Loveliest in 1931

By: Jill Barrett

Taken from: https://www.mafca.com/downloads/Fashions/Articles/Looking%20Ones%20Loveliest%20in%201931_2019-05.pdf



When historians refer to the 1930's, we read about "the great depression". Songwriters were asking, "Brother can you spare a dime?" But fashion dictators were trending feminine hairstyles, wider shoulders, narrow hips and evening wear with a new emphasis on the back. In 1931, dresses were charming, graceful, slenderizing and exuded femininity.

The dropped waist was gone. The waistline was worn higher at the natural line and belts were worn tighter. Hemlines were one to two inches longer than the previous year falling at the mid-calf and for the most part were straight although uneven hems were seen on "Sunday Supper", semi-formal and other formal afternoon fashions. Sleeveless dresses had matching jackets or boleros. Dresses with short sleeves were here to stay. Semi-formal dresses had capped sleeves, short elbow length sleeves or a shallow cape attached.

Dresses were seen in black, shades of dark brown, wine, maroon, rose and a variety of dark greens. Black or navy blue were combined with white, pastels or bright colors and were important spring and summer colors. Shades of tan and brown were mixed with colors in a print or as an accent. Ornamental bows and flowers of earlier years weren't as common but were seen on semi-formal and formal dresses.

Felt and straw cloches had close fitting brims with shallow cap-like crowns for daytime wear. For afternoon wear, straw and horse hair

hats tended to have larger brims. In general, hats were worn up off the face, pulled down on one side to expose a woman's graceful waves of hair. Her hat was matched with her accessories instead of her dress or coat as in previous years. Fur scarves were still popular and a sign of discriminating taste. Shawls and scarves were practical and available during all years. Colored stone jewelry was almost entirely relegated to sport and morning outings. Pearls are seen more with fluttering afternoon frocks and colored crystals were popular for afternoons and evenings.

Purses were still a major accessory, usually made from leather, but fabric purses were also found with needlework or petit point. Late afternoon and evening bags were smaller than daytime bags. Course mesh, fine mesh and enameled mesh were popular with art deco designs and shapes. Glass beaded purses with colorful designs were popular for evening outings.

Seamed hose and shoe styles did not change in 1931. Shoes with round, square and pointed toes were common throughout 1931. The heel height was determined by the purpose of the shoe. Evening shoes had graceful, slender heels.



The new lines were nothing if they weren't slenderizing. Women were encouraged to select dresses with small prints, soft flattering collars and surplice closings. The sophisticated, elegant look and fashions of 1931 were meant to uplift women and help them forget the bleak years and the shapeless day wear when the stock market crashed.

OVRMAFC Classifieds / Services

- **1929 Model "A" Tudor - \$15,500**
This is an exceptional "A". Restored to MARC of Excellence standards from a 38,000 mile original car. I have owned this car 53 years, never any rust or damage. Colors: Rose Beige & Seal Brown. Great looking & driving car.
Price: \$15,500 - LOWERED PRICE
Contact: George Elbel 513-753-0060

- **1930 Model A Coupe - \$14,500**
New interior. Good paint, engine, and tires. Contact Conrad Gerdes (812) 584-5639

- **1930 Model A Coupe - \$9,750**
New engine and rumble seat
Contact Conrad Gerdes (812) 584-5639

- **1924 Model T 4 Door - \$5,000**
Runs good. Good top and interior
Contact Conrad Gerdes (812) 584-5639

- 1929 Model A Cabriolet
It is in pretty decent shape, starts right up, sounds good, has a new top and interior. Contact Paul Hess (H) 812-934-5203 (C) 812-209-8335



- **Wanted:** 2-tooth steering box in good reconditioned service.
Contact: Terry Yaeger (859) 816-2437

- **Model T Huckster project**
Not complete, make offer
Contact Conrad Gerdes (812) 584-5639
- **1930 Model A Chassis - \$2,500**
Includes engine, transmission, radiator, and 5 wheels/tires. Contact: Debbie Humphry (740) 307-1637

Model A Upholstery Interiors, Tops, & Trunks

Call Dottie Gerdes
(812) 584-5631

B & R Early Model Starter & Generator Repair

Rob Schwendeman (419) 305-9125
Bill Schwendeman (419) 733-8857

Ohio Valley Region Model "A" Ford Club
Membership Application and Roster Information
(PLEASE PRINT LEGIBLY)

Existing Member:

New Member:

First Name: _____ Spouse First Name: _____

Last Name: _____ Home Phone: (____) _____

Cell Phone: (____) _____ Spouse Cell Phone: (____) _____

Birthday: ____/____/____ Spouse Birthday: ____/____/____

Address: _____

City: _____ State: _____ Zip Code: _____

E-Mail Address: _____

Spouse E-Mail Address: _____

Model A's Owned: _____

Monthly newsletter delivery: E-Mail (saves the club money) Printed/Mailed

Make **\$35.00** checks payable to: **Ohio Valley Region Model A Ford Club**

Mail dues to: **Jarrold Williams 7973 Miami Ave Cincinnati OH 45243**

2023 Newsletter

May

Sharonville, OH 45241

P.O. Box 62303

Ohio Valley Region Model A Ford Club

